

Caribbean and Latin America Freighter Service

Scheduled freighter service with 767-300F and 737-300F & 400F



Routes:

Additional frequency on all of our routes enhances the level of service and capability StratAir provides. On-demand aircraft charters are also available, 24/7.

Flight Schedule:

San Juan

MIA-SJU: Mon. | 11 PM - 1:30 AM
SJU-MIA: Mon. | 2:30 AM - 4:30 AM
MIA-SJU: Tues. - Sat. | 2 AM - 4:30 AM
SJU-MIA: Tues. - Sat. | 5:30 AM - 7:30 AM

Santo Domingo

MIA-SDQ: Tues. - Sun. | 7 AM - 9 AM
SDQ-MIA: Tues. - Sun. | 10 AM - 12 PM

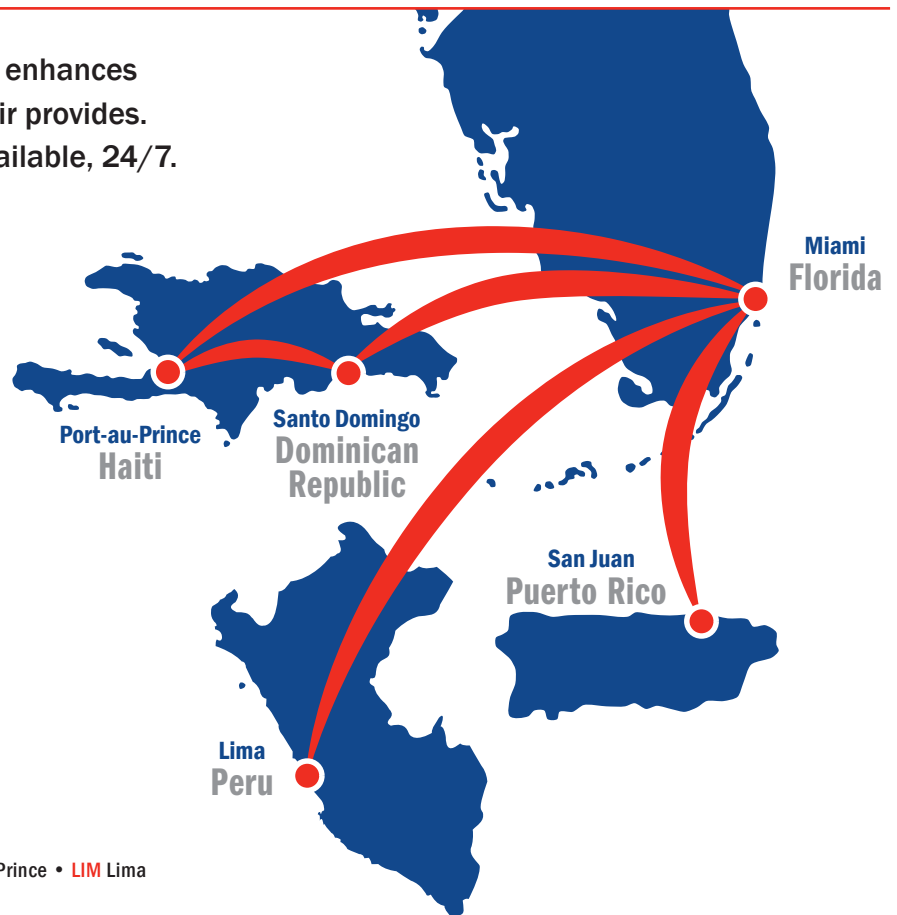
Port-au-Prince

MIA-PAP: Sat. | 7 AM - 9 AM
PAP-MIA: Sat. | 12 PM - 2 PM

Lima

MIA-LIM: Wed., Sat., & Sun. | 2 PM - 7:30 PM
LIM-MIA: Wed., Sat., & Sun. | 9:30 PM - 2:30 AM

MIA Miami • SDQ Santo Domingo • SJU San Juan • PAP Port-au-Prince • LIM Lima



Core Values:

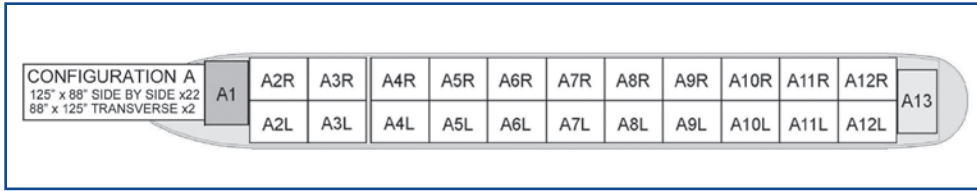
Safety, Reliability, Commitment. These are the values that play a central role toward our present and future success. We've set our sights for achieving a clear understanding of our customers' needs, and continually aim to provide the best value and best-in-class customer service in the air cargo industry.

We are committed to:

- a high level of safety
- efficiency
- operational excellence



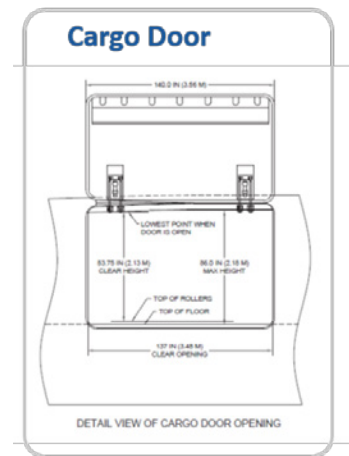
Boeing 767-300F Cargo Loading Configurations



Package Height (Inches)	Package Width (Inches)																					
	6	12	18	24	30	36	42	48	54	60	66	72	78	84	90	96	102	108	114	120	126	132
	Maximum Package Length (Inches)																					
6 to 42	1109	1046	878	728	623	544	484	435	396	363	335	312	292	274	258	244	232	219	208	197	188	179
48	1109	1016	823	690	594	522	466	421	384	353	326	304	285	268	253	240	228	215	204	194	184	176
54	1089	930	762	646	561	496	445	403	369	340	316	295	277	261	247	234	222	210	199	189	180	172
60	1037	834	695	597	523	466	420	383	352	326	303	284	267	252	239	227	215	203	192	183	174	166
66	902	740	628	546	483	433	393	360	333	309	289	271	256	243	231	219	206	195	184	175	167	159
72	773	650	561	494	442	400	365	337	312	292	274	258	244	232	221	208	196	185	175	166	158	151
78	658	566	497	443	400	365	336	312	291	273	257	243	231	220	208	195	183	173	164	156	148	142
84	551	484	432	391	357	329	305	284	267	252	238	227	216	204	190	179	168	159	150	143	136	
90	460	412	373	342	315	293	274	257	243	230	219	209	196	182	170	160	150	142	134			
96	374	341	314	291	271	255	240	227	216	207	196	179	165	154	143	134						

Boeing 737-300F Cargo Loading Configurations

HEIGHT (IN.)	WIDTH (IN.)												
	5	15	25	35	45	55	65	75	85	95	105	115	125
80	262	262	245	240	235	213	140	130	**	**	**	**	**
76	262	262	245	240	235	213	140	130	**	**	**	**	**
72	290	290	260	243	238	220	169	135	**	**	**	**	**
68	290	290	270	255	245	230	195	158	132	**	**	**	**
64	290	290	313	280	255	243	211	190	155	140	130	**	**
60	290	290	260	260	260	250	230	205	185	160	145	**	**
56	313	313	290	260	260	250	230	200	188	168	148	**	**
52	313	313	290	290	260	250	230	200	195	175	155	145	135
48	313	313	290	290	260	250	230	200	195	175	155	145	135
44	313	313	290	290	260	250	230	200	195	175	155	145	135
40	313	313	313	313	260	250	230	200	195	175	155	145	135
36	313	313	313	313	260	250	230	200	195	175	155	145	135
32	313	313	313	313	260	250	230	200	195	175	155	145	135
28	313	313	313	313	260	250	230	200	195	175	155	145	135
24	313	313	313	313	260	250	230	200	195	175	155	145	135
20	313	313	313	313	260	250	230	200	195	175	155	145	135
16	313	313	313	313	260	250	230	200	195	175	155	145	135
12	313	313	313	313	260	250	230	200	195	175	155	145	135
8	313	313	313	313	260	250	230	200	195	175	155	145	135
4	313	313	313	313	260	250	230	200	195	175	155	145	135
2	313	313	313	313	260	250	230	200	195	175	155	145	135



10,000 Pound limit
 6,000 Pound limit
 3,000 Pound limit
8,000 Pound limit
 4,000 Pound limit
 2,000 Pound limit

